



# STEPS INVOLVED IN TEACHING SEX EDUCATION

# LEARNING OUTCOME

- ❖ The participants will understand at the end of the training, the steps involved in teaching sex education to their child(ren)/adult.

# INTRODUCTION

- ❖ As your child get older and began to explore your face with his hands as all babies do, you can interact with him/her by saying things like “Mommy’s nose” or “Daddy’s eyes.” These early interactions may seem insignificant at the time; but in reality, they could not have been more important in helping your baby achieve certain milestones, including language development and of course, identification of body parts.

# INTRODUCTION

- ❖ Although most children aren't able to verbally identify more than three or four body parts before their second birthday, there are plenty of things you can do to help prepare your little one for this important milestone, and you can start as early as infancy.



# TEACHING NON SENSITIVE PARTS OF THE BODY

- ❖ Play interactive games with your youngster, taking turns pointing to specific body parts. For example, you can first point to your nose, and then say, “Now, can Peter touch his nose?” Repeat this activity for several different body parts.
- ❖ If your child has a favorite baby doll then, you can use it as a learning tool, pointing to the arms, legs, feet, etc.
- ❖ Music has always been a creative way to get children involved in learning. Try singing some songs together about body parts.

# TEACHING NON SENSITIVE PARTS OF THE BODY

- ❖ Whichever method you use to help your child begin to recognize the parts of her body, remember not to force the issue. The learning process should always be fun, especially at this young age.

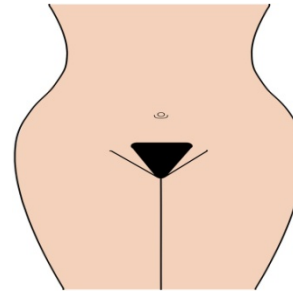
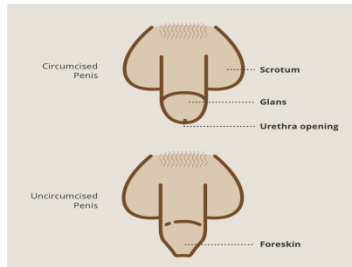


# List of words to be learned



# TEACHING OF SENSITIVE PART OF THE BODY

## ❖ Identification and function of sensitive parts



## ❖ Understanding of first function of sex organ





# SECOND FUNCTION OF SENSITIVE PART

## BOYS

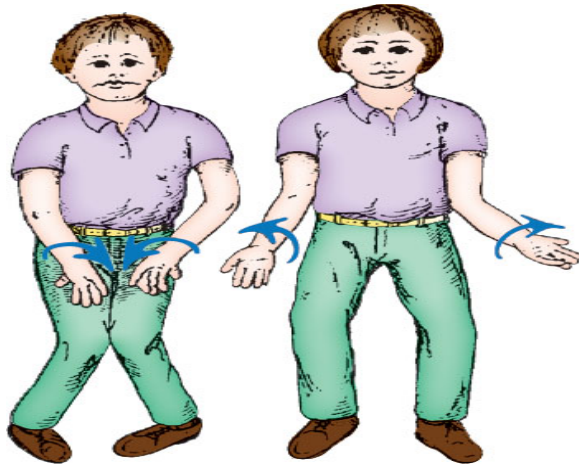
- ❖ As a reproductive organ
- ❖ Teach erection through pictures illustration



# SECOND FUNCTION OF SENSITIVE PART

## BOYS

- ❖ Let them understand why we have erection



Touching



Wet dream

# SECOND FUNCTION OF SENSITIVE PART

## BOYS

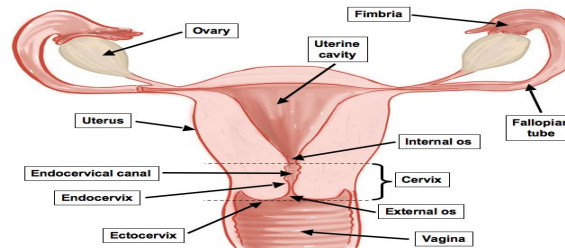
- ❖ What they can do when having erection



- ❖ Teach them how to channel their minds to other activities.

# Reproductive Organs

- ❖ The female reproductive system allows for the nurturing of a fertilized egg so that it may develop into a fetus.



- ❖ Break down the steps involved in reproductive system
- ❖ The learning process should always be fun

# Assertiveness

- ❖ Part of growing up includes keeping yourself safe from harm. It is normal for you to touch yourself in private in your bedroom. You should not let someone else touch you. If someone tries to touch you in a private way you need to immediately tell your parents or an adult who knows your parents. It is also not right for you to touch someone else.



# ❖ Video on assertiveness



VID-20170625-WA0009.mp4

# CONCLUSION

- ❖ It is important that sexuality be presented to children in a positive and gradual way.
- ❖ Each person is unique with different abilities and learning styles, you as the parent or caregiver will be best positioned to determine when and how much information your family member needs in order to explore his or her sexuality fully and safely.







***THANK YOU***